

Weld On Ring Model No. 8-082



Main Features

- Pivots 180°, designed minimizes head room
- Manufactured from forged alloy steel, quenched and tempered
- Tested and certified by DGUV GS-OA-15-04
- Load rated parts are 100 % magnaflux crack detected
- Individual forged parts are traceable to Test Certification
- Proof tested to 2.5 times the WLL
- The two points of attachment facilitate an even and optimal force distribution into the work piece and thus, usage of thinner base plates is possible
- The welding block is forged out of material with excellent welding properties
- Low profile design with high strength
- The ring is stowable thus avoiding the hazards of tripping and snagging



Certification:

Each unit comes fully certified with a test certificate or an EC Declaration of Conformity stating compliance with the essential health and safety requirements of the Machinery Directive 2006/42/EC, the Supply of Machinery (Safety) Regulations 2008 and Section 6 of the Health and Safety at Work Etc Act 1974.

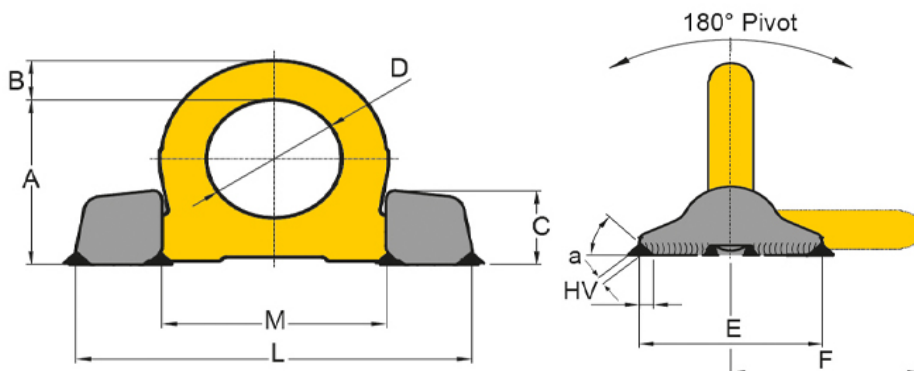
Manufactured and tested in accordance with EN1677-1. All YOKE Lifting points meet or exceed all the requirements of ASME B30.26.

Technical Data - Metric







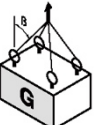
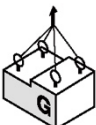
Product Code	Capacity (tonne)	Dimensions (mm)										Net Weight (kg)
		A	B	C	D	E	F	L	M	HV	α	
8-082-04	4.0	66	14	30	48	65	70	135	76	5	3	0.6
8-082-06	6.7	85	20	39	60	89	91	171	98	5	3	1.5
8-082-10	10.0	95	21	46	65	100	100	196	106	7	4	2.4
8-082-16	16.0	127	30	57	90	130	136	263	149	8	4	5.5
8-082-30	31.5	178	42	75	130	160	195	375	213	15	4	15.8

Technical Data - Imperial

Product Code	Capacity (tonne)	Dimensions (inch)										Net Weight (lbs)
		A	B	C	D	E	F	L	M	HV	α	
8-082-04	4.0	2.60	0.55	1.18	1.89	2.56	2.76	5.31	2.99	0.20	0.1	1.3
8-082-06	6.7	3.35	0.79	1.54	2.36	3.50	3.58	6.73	3.86	0.20	0.1	3.3
8-082-10	10.0	3.74	0.83	1.81	2.56	3.94	3.94	7.72	4.17	0.28	0.2	5.3
8-082-16	16.0	5.00	1.18	2.24	3.54	5.12	5.35	10.35	5.87	0.31	0.2	12.1
8-082-30	31.5	7.01	1.65	2.95	5.12	6.30	7.68	14.76	8.39	0.59	0.2	34.8



Our innovation, your safety

Kind of attachment										
Number of legs	1	2	1	2	2	2	3-4	3-4	3-4	
Load direction	0°	0°	90°	90°	0-45°	45°-60°	unsymm.	0-45°	45°-60°	unsymm.
Product Code	WLL (t)									
8-082-04	4.0	8.0	4.0	8.0	5.6	4.0	4.0	8.4	6.0	4.0
8-082-06	6.7	13.4	6.7	13.4	9.4	6.7	6.7	14.1	10.1	6.7
8-082-10	10.0	20.0	10.0	20.0	14.0	10.0	10.0	21.0	15.0	10.0
8-082-16	16.0	32.0	16.0	32.0	22.4	16.0	16.0	33.6	24.0	16.0
8-082-30	31.5	63.0	31.5	63.0	44.1	31.5	31.5	66.2	47.3	31.5

Due to our policy of continual product development, dimensions, weights and specifications may change without prior notice. Please check with your Tiger sales team when ordering.