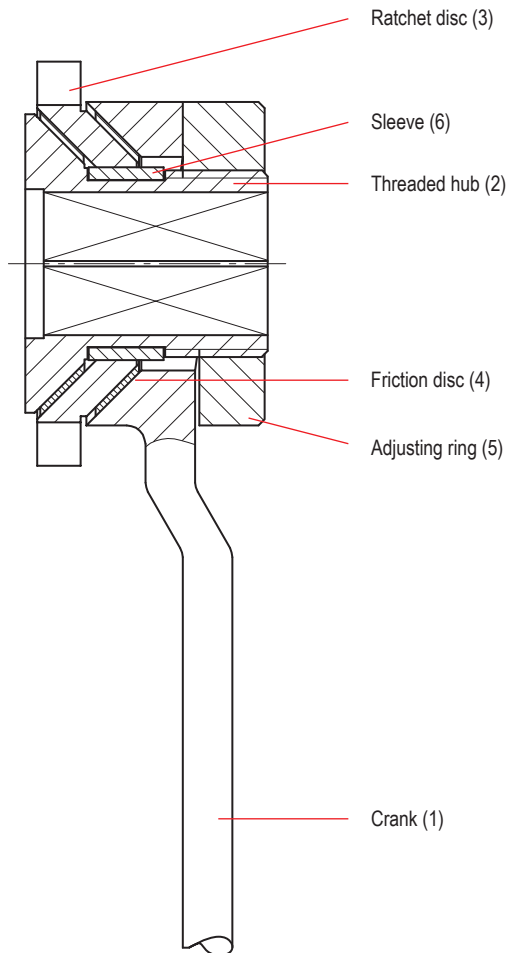


Functional principle of cranks

Safety crank (Siku) and ratchet crank (Raku)



Lifting

By turning the crank (1) clockwise, all brake parts like friction discs (4), ratchet disc (3) and threaded hub (2) locked to a complete system. All components rotate in the same direction and the ratchet pawls (not shown here) engage alternately in the teeth on the ratchet disc. The load is hold securely in any position.

Lowering

If the crank will be rotate counterclockwise, the brake opens minimally. The ratchet disc is fixed by the ratchet pawls and does not rotate.

The load, which is either on the head or the claw, presses the housing down and causes the brake to close again. This process is repeated continuously when the load is released until the winch is unloaded.

With the safety crank (Siku), it is necessary to turn the crank through 360° when lifting and lowering.

The ratchet crank (Raku) works like a hand lever on a manual hoist. By switching the switch lever to lifting or lowering, this crank can be used like a ratchet. This is particularly useful in limited space. Furthermore, this type of crank can also be operated through 360°, as the same braking system as the Siku.

Crank overview (note: please pay attention to the corresponding capacity)

Model	Siku	Raku	Sifeku	Siku (short)	Raku (short)	Siku (elbowed)	Crank with/without folding handle	Safety spring-lock with plug crank
SJ/RSJ		•						
STW-F	•	•						
STW-V	•	•						
STW-FvB				•	•			
ZWW-L							•	
ZWW	•		•					
HB-W						•		
KHB	•							
SCH-W	•		•					•

Siku

Safety crank, zinc-plated

- With one-sided braking effect
- The load is held safely at every height.
- With folding handle


Cranks for rack and pinion jacks STW-F, STW-V, ZWW, KHB and SCH-W

Model	Art-No.	Capacity kg	Length of crank mm	Square drive mm
Siku 15, zinc-plated.	40006026	1500	250	14
Siku 30, zinc-plated	40006026	3000	250	14
Siku 50, zinc-plated	40006026	5000	250	14
Siku 100, zinc-plated	40006171	10000	300	17
Siku 15, painted	40005461	1500	250	17
Siku 30, painted	40005461	3000	250	17
Siku 50, painted	40005461	5000	250	17



Cranks for steel jacks STW-FvB

Model	Art-No.	Capacity kg	Length of crank mm	Square drive mm
Siku 15, painted	N00190073	1500	200	14
Raku 15, painted	192034961	1500	200	14



Crank for lifting jack HB-W

Model	Art-No.	Capacity kg	Length of crank mm	Square drive mm
Siku 15, zinc-plated	N00190074	1500	250	14



INFO

For ordering the crank of the models **STW-F, STW-V, STW-FvB, KHB and SCH-W** it takes note to specify the manufacture year, capacity and the dimension of the square!

**Siku & Raku
Safety ratchet crank**

- Lifting or lowering movement adjustable by turning a lever.
- The load is held safely at every height.
- With folding handle



**Cranks for steel jacks
SJ and RSJ**

Model	Art-No.	Capacity kg	Length of crank mm	Square drive mm
Siku 15, painted	N00190008	1500	230	12
Siku 30, painted	N00190022	3000	250	14
Siku 50, painted	N00190053	5000	275	14
Siku 100, painted	N00190044	10000	300	17
Raku 15, painted	192037671	1500	230	12
Raku 30, painted	192037672	3000	250	14
Raku 50, painted	192037672	5000	250	14
Raku 100, painted	192037673	10000	300	17



**Cranks for steel jacks
STW-F and STW-V**

Model	Art-No.	Capacity kg	Length of crank mm	Square drive mm
Raku 15, verzinkt	40010237	1500	250	14
Raku 30, verzinkt	40010237	3000	250	14
Raku 50, verzinkt	40010237	5000	250	14
Raku 100, verzinkt	40008213	10000	300	17
Raku 15, painted	40004840	1500	250	17
Raku 30, painted	40004840	3000	250	17
Raku 50, painted	40004840	5000	250	17



**Ratchet pawl kit
for Siku and Raku**

P13 for 1.5t, 3.0t and 5.0t

Art.-No. 40003808

P14 for 10.0t

Art.-No. N040004648

Safety spring crank (Sifeku) or safety spring lock with crank handle

Lifting and lowering

To generate the pre-tension, the spring (3) is manufactured with an oversize in relation to the brake ring (4) and installed.

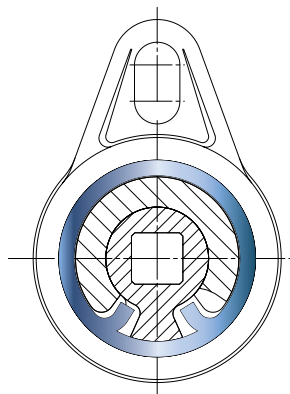
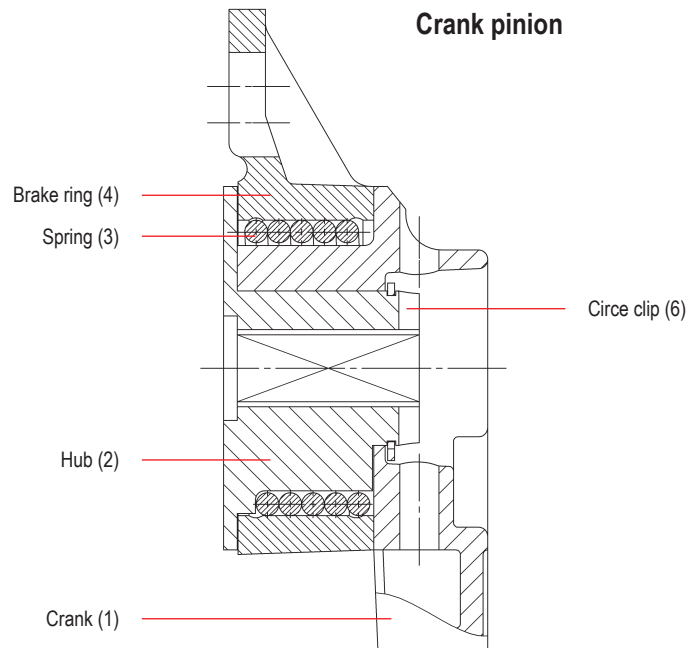
The pre-tensioning torque which is generated corresponds at the same time to the no-load torque.

Turning the crank (1) clockwise the load will be lifted or supported.

Thereby the spring preload between spring (3) and brake ring (4) is increased.

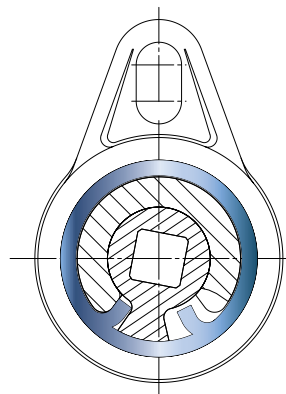
In this case, the load is hold in any position up to the maximum braking torque and pressed against the brake ring.

The lowering process works in the same way, except that the crank (1) is turned anticlockwise.



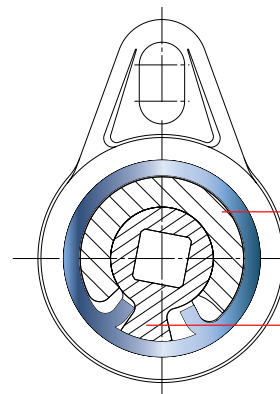
Brake new

the spring has sufficient movement in both directions



Brake, with braking torque

applied during lifting



Brake during lowering

Spring (3) is released by the crank arm driver (a) and closed again by the load carrier (b)



Sifeku
Spring loaded safety crank

- Without pawls
- Silent
- Recoil proof
- Maintenance-free
- Enclosed housing
- Weather and temperature resistant
- Braking effect at both ends
- The load is held safely at every height, in the pushing and pulling direction.
- Approved by the TÜV as an independent crank
- With folding handle

Cranks for rack and pinion jacks
STW-F, STW-V, ZWW, KHB and SCH-W

Model	Art-No.	Capacity kg	Length of crank mm	Square drive mm
Sifeku 15, painted	40004581	1500	250	14
Sifeku 30, painted	40004581	3000	250	14
Sifeku 50, painted	40004581	5000	250	14
Sifeku 15, painted	40003433	1500	250	17
Sifeku 30, painted	40003433	3000	250	17
Sifeku 50, painted	40003433	5000	250	17



Sifespe
Safety spring-lock with plug crank


- Plug crank removable
- No ratchet pawls in use
- Silent
- Maintenance-free
- Closed housing
- Weather and temperature resistant
- Braking effect at both ends
- The load is held safely at every height
- Handle not folding

Safety spring-lock with plug crank
for rack and pinion jacks ZWW, GmZ and SCH-W

Model	Art-No.	Capacity kg	Length of crank mm	Square drive mm
Sifespe, painted	40051858	1500 - 5000	250	14/17
Plug crank Alu	39102698	1500 - 5000	250	17

Worm gear (ZWW-L)

The self-locking worm gear ensures that the load is held securely in any position.



Cranks for rack and pinion jacks ZWW-L

Model	Art-No.	Capacity kg	Length of crank mm	Square drive mm
Standard crank	N00190083	300	200	12
Standard crank	N00190082	600	250	12
Standard crank	N00190083	1200	200	12

Cranks with folding handle for rack and pinion jacks ZWW-L (only optional)

Model	Art-No.	Capacity kg	Length of crank mm	Square drive mm
with folding handle	N00190063	300	200	12
with folding handle	N00190064	600	250	12
with folding handle	N00190063	1200	200	12

Optional:
Crank with folding handle for rack and pinion jacks ZWW-L

